



3rd party Transporter Registration

3rd party Transporter Registration

Transporter who do not own vehicles

The screenshot shows the Mahyu website main page. At the top left is the Mahyu logo with the tagline "Connecting & Serving You". To the right of the logo is a navigation menu with links: Login Menu, Manual, Campaign, About Us, Home, and Contacts. Below the navigation menu is a dropdown menu with "Login User" and "Sign-Up" options. A red arrow points to the "Sign-Up" option with the text "1. To open Sign-Up menu".

Below the navigation menu is a large diagram titled "BUSINESS & CONSUMER LOGISTICS PLATFORM". The diagram illustrates the flow of goods and services. At the top, "Air Transport" (with an airplane icon) and "Land Transport" (with a truck icon) are connected to a central "Logistics Company" (with a building icon). Below the "Logistics Company" is the Mahyu logo. To the left of the logo are "Consumer-Shipper" (with a person icon) and "Business-Shipper" (with a person in a suit icon). To the right of the logo are "Customs-Regulations" (with a "STOP CUSTOMS" sign icon) and "Warehouse Services" (with a warehouse icon). Solid arrows connect the "Logistics Company" to "Air Transport", "Land Transport", "Consumer-Shipper", and "Business-Shipper". A solid arrow connects "Logistics Company" to "Customs-Regulations". A solid arrow connects "Customs-Regulations" to "Warehouse Services". Dashed arrows connect "Logistics Company" to "Warehouse Services" and "Consumer-Shipper" to "Warehouse Services".

At the bottom right of the page is a green button with a speech bubble icon and the text "How can I help you?".

n/sign-up.php

Sign-Up as Transporter



Login Menu ▾

Home

LANGUAGE 

Register Menu

Sign Up As Transporter

[CLICK HERE](#)



2. Sign up as Transporter

A process to verify your email address to
gain access to Mahyu system

Sign Up As Shipper

[CLICK HERE](#)

[Go Back To Home](#)

Fill all required fields

Sign Up

This is a process to create and verify your account.

Sign up for a Transporter account

First Name

Last Name

Email Address

Password

☐ Show password

Country

Phone Number 1

Phone Number 2 (Optional)

Green color has a pull-down menu
Blue color is auto-filled text by Mahyu

"All these necessary information
will be kept in our user database"

3. Input your First Name

4. Input your Last Name

5. Input Email Address

6. Input Password

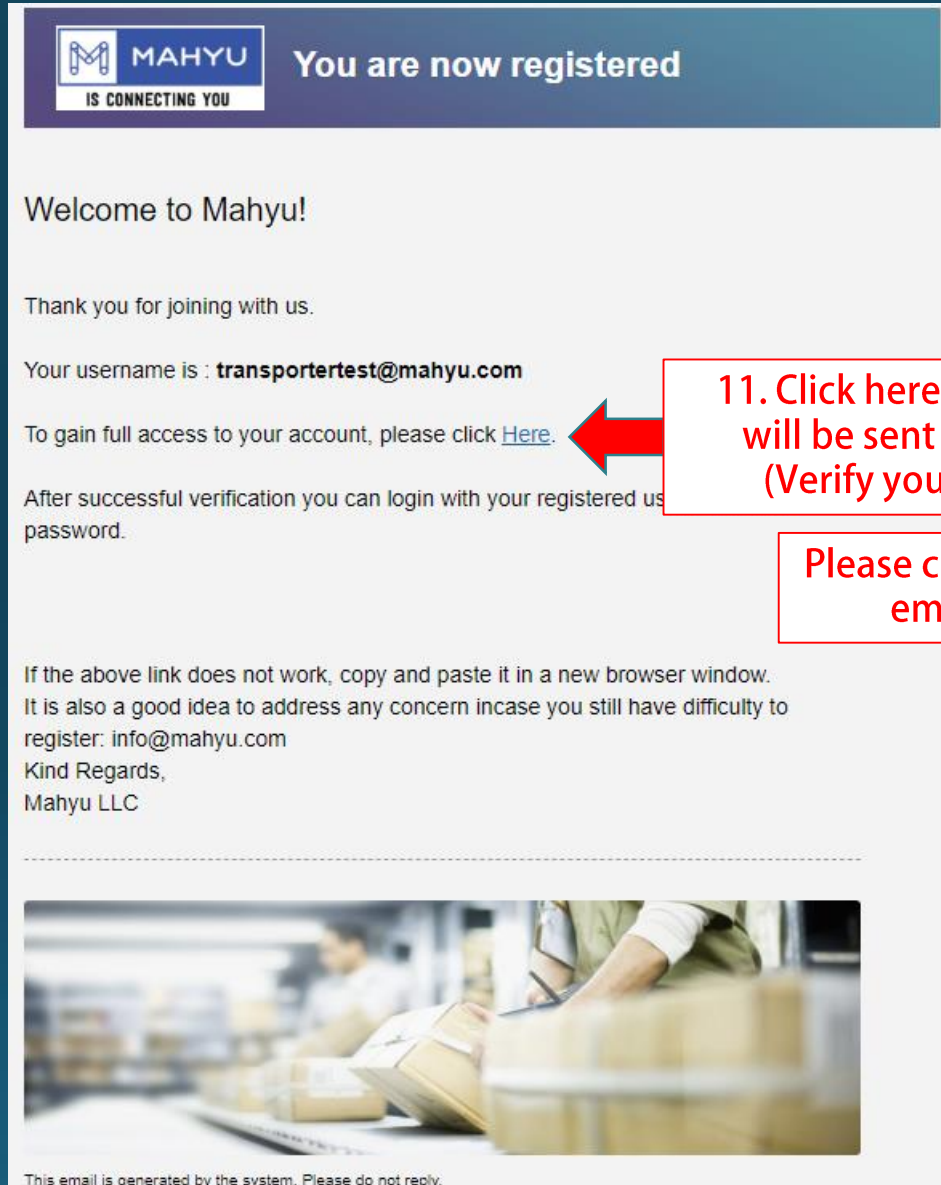
7. Click to choose phone
country ID region

8. Input Phone Number 1

9. Input Phone Number 2 (optional)

10. Continue for next step,
Please check your email

Check your email notification to activate registration



11. Click here to access your account, you will be sent to Mahyu Login User Page (Verify your account through email)

Please check your Spam - bin if email is not received



Account activation success

Your email is valid, thanks! You may now login.



Login Menu

12. Your account is activated, you can login now

LOGIN USER

Email

Password

Show password ☐ Remember me ☐

Login

[Forgot Password ?](#)

[Go Back To Home](#)

Enter your email and password to login

The screenshot shows the MAHYU login interface. At the top left is the MAHYU logo with the tagline 'Connecting & Serving You'. To the right are navigation links: 'Login Menu' (with a dropdown arrow), 'Home', and 'LANGUAGE' (with a dropdown arrow). Below the navigation bar is a purple header with the text 'Login Menu'. To the right of this header is a red-bordered box containing the text 'Begin to register your detail credential/profile'. The main content area is white and features the title 'LOGIN USER' centered above a horizontal line. Below the line are two input fields: 'Email' and 'Password'. To the right of these fields are two checkboxes: 'Show password' and 'Remember me'. A blue 'Login' button is positioned to the right of the input fields. At the bottom of the page is a light blue footer with a 'Go Back To Home' button. Three red arrows point to the input fields and the 'Login' button, each with a corresponding red-bordered box containing a step number and instruction: '13. Input your Email' points to the Email field, '14. Input your Password' points to the Password field, and '15. Click here for next step' points to the Login button. A 'Forgot Password ?' link is located below the Email input field.

MAHYU
Connecting & Serving You

Login Menu Home LANGUAGE

Login Menu

Begin to register your detail credential/profile

LOGIN USER

Email Password

Forgot Password ?

Show password ☐ Remember me ☐

Login

13. Input your Email

14. Input your Password

15. Click here for next step

Go Back To Home

Registration Forms

Sign Up

This is a process to create your record which enable us to provide better logistics services to all users.

Sign Up Transporter Form

Company Information

<p>Company Name</p> <input type="text"/>	<p>Corporate Form</p> <input type="text" value="Partnership"/>
<p>Address</p> <input type="text"/>	
<p>Country</p> <input type="text" value="Netherlands"/>	<p>Zip Code</p> <input type="text"/>
<p>Province / State</p> <input type="text"/>	<p>City / District</p> <input type="text"/>
<p>Subdistrict</p> <input type="text"/>	<p>Pinpoint Address</p> <input type="text"/>
<p>Office Phone No.</p> <div style="display: flex; align-items: center;"><div style="border: 1px solid #ccc; padding: 2px 5px; margin-right: 5px;">+31</div><input type="text"/></div>	<p>Office Email</p> <input type="text"/>
<p>Company Taxpayer Identification Number</p> <input type="text"/>	<p>Established Year</p> <input type="text"/>
<p>Company Identification Number (Optional)</p> <input type="text"/>	<p>Are you using 3rd party (sub-contract) transporter?</p> <input type="text" value="No"/>

16. Input your Company Name

18. Input Company Address

19. Choose your Country

21. This will be automatic fill based on your zip code

23. Choose your Sub-district

25. Input your Office Phone Number

27. Input company taxpayer identification number

29. Input company identification number (optional)

17. Choose Corporate form

20. Input your zip code

22. This will be automatic fill based on your zip code

24. Please locate your location in our map, use search button for help (Refer to page 11)

26. Input your Office Email

28. Input Established Year

30. Choose 3rd Party Transporter, Choose "Yes"

Registration Forms

31. Input your Bank Company name

33. Input Bank Address

35. Choose Currency

37. Choose Bank Account Type

38. Check list this to Agree The Mahyu Terms of Service

39. Check list this to agree you can provide insurance service, another input will show (page 11)

40. Check list this to choose payment method

Bank Account Information

Bank Company	Bank Account No.
<input type="text"/>	<input type="text"/>
Bank Address	Account Holder Name
<input type="text"/>	<input type="text"/>
Currency	Swift Code
<input type="text" value="Select Currency.."/>	<input type="text"/>
Bank Account Type	
<input type="text" value="Checking"/>	

Mahyu offers Standard Term Payment of 30 days, please acknowledge an acceptance of our policy. To decline please select exit

☐ I agree to the Mahyu Terms of Service

The registered company must be able to provide insurance service

☐ Yes, we're able to provide insurance services

Payment Method

☐ eMoney Payment

☐ Credit Card Payment

☐ Other Payment

We need your bank detail for Mahyu to be able to pay your service once successfully-completed

41. After requirements are filled in, click here for next step

Register

32. Input Bank Account Number

34. Input Account Holder Name

36. Input Swift Code

Registration Forms

Please indicate :


Insurance Company

Input your Insurance Company name

Insurance Coverage Amount

USD

Input Insurance Coverage Amount

A registration form titled "Please indicate :" with two main sections. The first section is "Insurance Company" with a text input field. A red arrow points from a red-bordered box containing the text "Input your Insurance Company name" to this input field. The second section is "Insurance Coverage Amount" with a currency dropdown menu showing "USD" and a text input field. A red arrow points from a red-bordered box containing the text "Input Insurance Coverage Amount" to this input field.

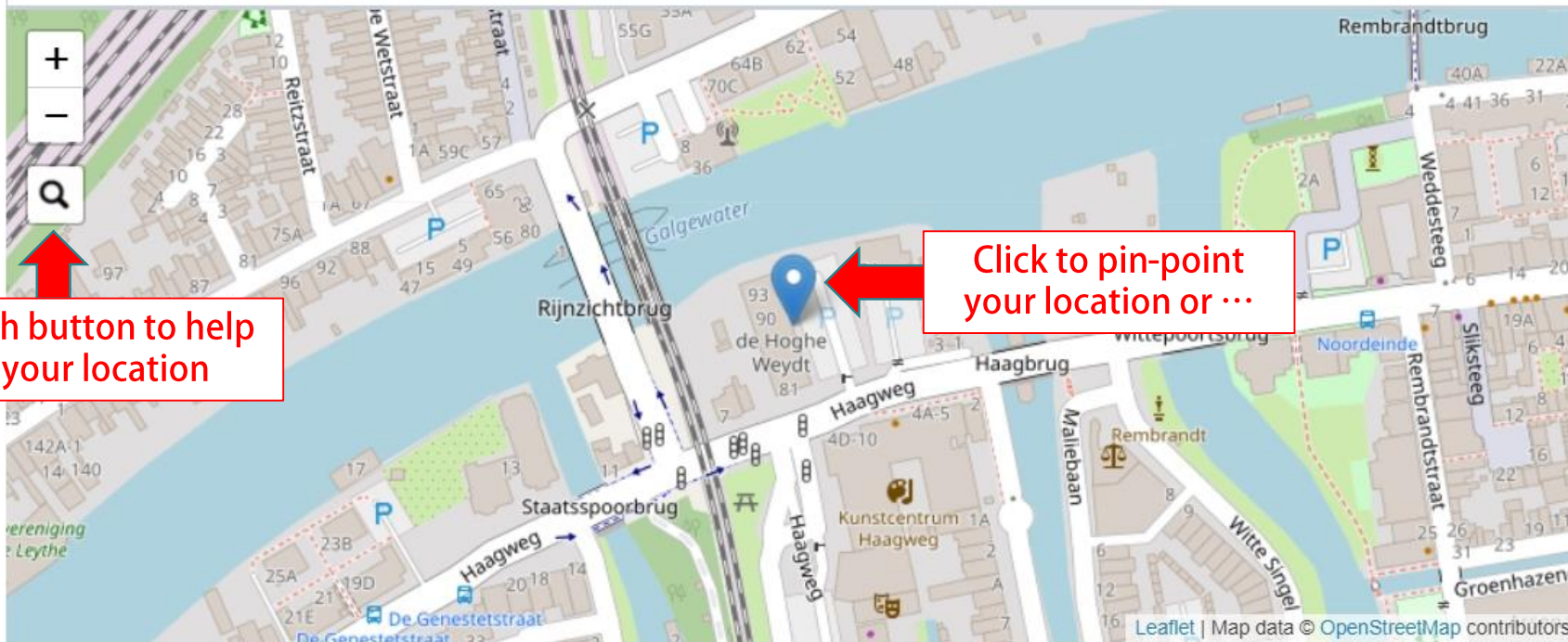
Locate Location

X

If you have difficulty to pin point your address, please pin point closest location to your address as a reference.

This feature to allow us a better calculation of your land transport cost.

de Hoghe Weydt, Haagplein, Transvaal, Leiden, South Holland, Belanda, 2312, Belanda



Close

Save changes



Different Address Detected

We have detected that your address is not match with pinpoint address, are you sure you want to continue?

42. Notification of your address does not match with pinpoint address, click Yes to proceed



Yes

No

(Transporter) Background Procedures

The screenshot shows the Mahyu Transporter Dashboard. The left sidebar contains a navigation menu with the following items: Home, 1. Company Management, 2. Received Order, 3. Monitor Shipment, 4. History, View All Notifications, FAQ, and Logout. A red arrow points to the '1. Company Management' item. A red box with white text is overlaid on the arrow, containing the instruction: '43. Click to open Company Management Sub-Menu'. The main content area is titled 'Home Dashboard' and features a 'Shipment Destination' map of Europe. To the right of the map is a green sidebar with three bar charts showing shipment statistics: 0 SHIPMENTS, 0% DOMESTIC, and 0% INTERNATIONAL. Below the map are two sections: 'Latest Orders' and 'Recent Shipment Schedule'. The 'Latest Orders' section contains a table with columns 'Order ID', 'Destination', and 'Status', and a 'View All Orders' button. The 'Recent Shipment Schedule' section contains a 'View All Schedules' link.

Mahyu Transporter Test Online

NAVIGATION

- Home
- 1. Company Management
- 2. Received Order
- 3. Monitor Shipment
- 4. History
- View All Notifications
- FAQ
- Logout

Home Dashboard

Shipment Destination

43. Click to open Company Management Sub-Menu

0 SHIPMENTS

0% DOMESTIC

0% INTERNATIONAL

Latest Orders

Order ID	Destination	Status
----------	-------------	--------

View All Orders

Recent Shipment Schedule

View All Schedules

Mahyu

Transporter Test

Online

NAVIGATION

Home

1. Company Management

a. Upload Company Document

b. Upload Business License

c. Upload Custom License

d. Company Profile

e. PIC Profile

f. Driver Management

g. Vehicle Management

h. Route Management

i. Flight Route Management

2. Received Order

3. Monitor Shipment

4. History

View All Notifications

FAQ

Logout

Home Dashboard

Home > Dashboard

Shipment Destination

0 SHIPMENTS

0% DOMESTIC

0% INTERNATIONAL

Latest Orders

Order ID	Destination	Status
<div>View All Orders</div>		

Recent Shipment Schedule

View All Schedules

44. Click here to Upload Local-Company Document

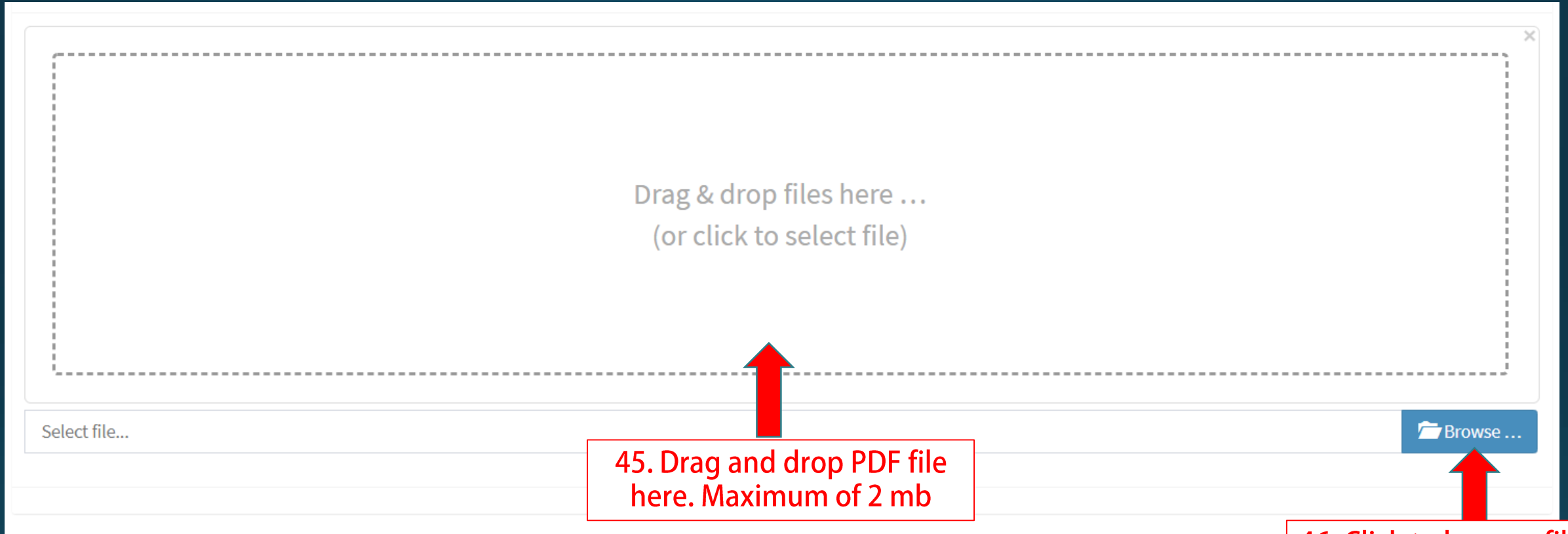
Domestic Transporter does not need to upload © custom brokerage license

"Each transporter needs to upload business credential"

Copyright 2021 Mahyu LLC. All Rights Reserved

15

(Transporter) Upload your Documents



The image shows a web interface for uploading documents. It features a large dashed rectangular box in the center with the text "Drag & drop files here ... (or click to select file)". Below this box is a "Select file..." input field. To the right of the input field is a blue button with a folder icon and the text "Browse ...". A red arrow points from a text box below to the dashed box, and another red arrow points from a text box below to the "Browse ..." button.

Drag & drop files here ...
(or click to select file)

Select file...

Browse ...

45. Drag and drop PDF file here. Maximum of 2 mb

46. Click to browse files

Mahyu

Transporter Test

Online

NAVIGATION

Home

1. Company Management

a. Upload Company Document

b. Upload Business License

c. Upload Custom License

d. Company Profile

e. PIC Profile

f. Driver Management

g. Vehicle Management

h. Route Management

i. Flight Route Management

2. Received Order

3. Monitor Shipment

4. History

View All Notifications

FAQ

Logout

Home Dashboard

Home > Dashboard

Shipment Destination

0 SHIPMENTS

0% DOMESTIC

0% INTERNATIONAL

Latest Orders

Order ID	Destination	Status
<div>View All Orders</div>		

Recent Shipment Schedule

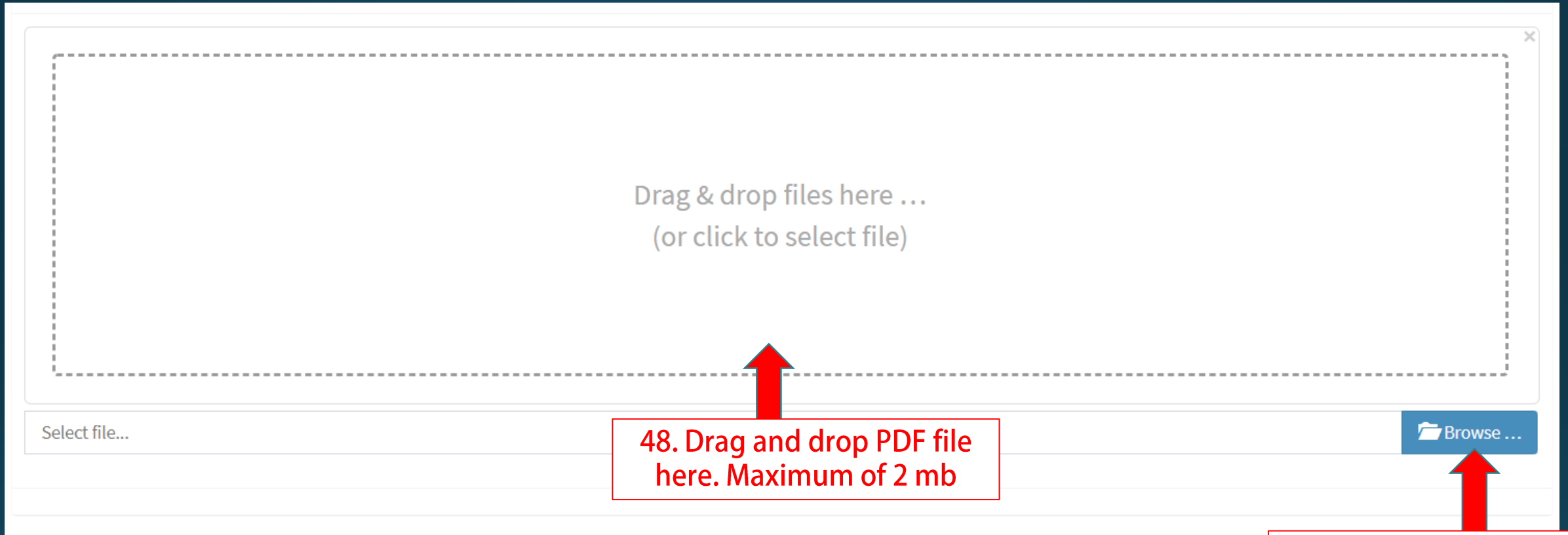
View All Schedules

47. Click here to Upload National-Business License

Copyright 2021 Mahyu LLC. All Rights Reserved

17

(Transporter) Upload your Documents



The screenshot shows a web interface for uploading documents. It features a large dashed rectangular box for file drops, a 'Select file...' input field, and a 'Browse ...' button. Two red arrows with text boxes provide instructions: one points to the dashed box, and the other points to the 'Browse ...' button.

Drag & drop files here ...
(or click to select file)

Select file...

Browse ...

48. Drag and drop PDF file here. Maximum of 2 mb

49. Click to browse files

Mahyu

Transporter Test

Online

NAVIGATION

Home

1. Company Management

a. Upload Company Document

b. Upload Business License

c. Upload Custom License

d. Company Profile

e. PIC Profile

f. Driver Management

g. Vehicle Management

h. Route Management

i. Flight Route Management

2. Received Order

3. Monitor Shipment

4. History

View All Notifications

FAQ

Logout

Home Dashboard

Home > Dashboard

Shipment Destination

0 SHIPMENTS

0% DOMESTIC

0% INTERNATIONAL

Latest Orders

Order ID	Destination	Status
<div>View All Orders</div>		

Recent Shipment Schedule

View All Schedules

50. Click here to Upload Custom License Menu

"We consider you as Domestic Transporter if you dont have custom brokerage license"

(Transporter) Upload your Documents

The screenshot shows a web interface for uploading documents. It features a large dashed rectangular area for file drops, with the text "Drag & drop files here ... (or click to select file)" centered inside. Below this area is a "Select file..." text input field. To the right of the input field is a blue button with a folder icon and the text "Browse ...". A red arrow points from a text box below to the dashed drop area, and another red arrow points from a text box below to the "Browse ..." button.

Drag & drop files here ...
(or click to select file)

Select file...


Browse ...

51. Drag and drop PDF file here. Maximum of 2 mb

53. After all 3 document uploaded, wait Admin approval process notifications

52. Click to browse files

(Transporter) Upload Documents – Email Notification

**MAHYU**
IS CONNECTING YOU


Company Document Verify Result

Dear Mr/Mrs. Transporter Test

Company Document Verified, now you can add shipment schedule.

Click [Here](#) to go to Mahyu.


Kind Regards,
Mahyu LLC




This email is generated by the system. Please do not reply.

[Terms & Conditions](#) | [Privacy Policy](#) | [Contact Us](#)

Follow Us



**54. “Once your data have been verified”,
you are able to access Mahyu System**


**MAHYU**
IS CONNECTING YOU

Company Business License Verify Result

Dear Mr/Mrs. Transporter Test

Company Business License Verified, now you can add shipment schedule.

Click [Here](#) to go to Mahyu.



This email is generated by the system. Please do not reply.

[Terms & Conditions](#) | [Privacy Policy](#) | [Contact Us](#)

Follow Us

